
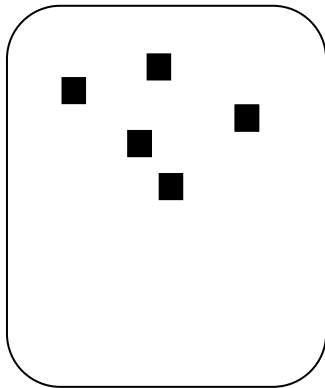


Les doubles et les moitiés manipulations


Dessine le double de chaque quantité et complète.




Le double de 3
est ____



Le double de 5
est ____



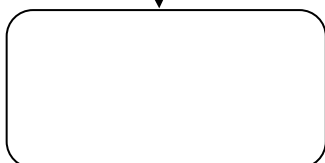
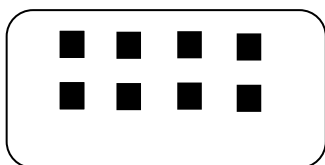
Le double de 10
est ____





Le double de 7
est ____

Trouver le double c'est chercher quand il y a ____ fois la collection.



Découpe les moitiés de chaque quantité et complète.





La moitié de 8
est ____



La moitié de
10 est ____










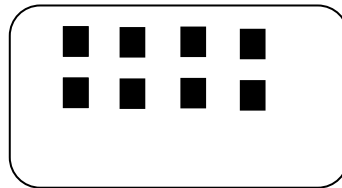
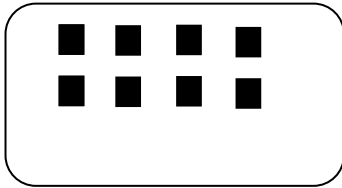
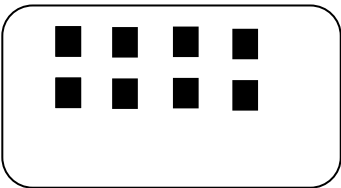









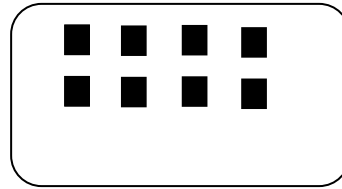
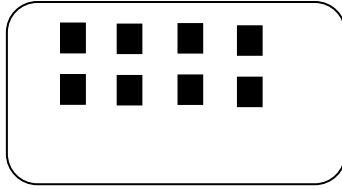
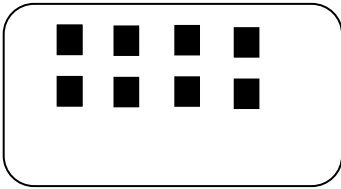


La moitié de 6
est ____



La moitié de 4
est ____

Trouver la moitié c'est chercher quand tu partages en ____ la collection.



Les doubles et les moitiés

Exercice 1 : Colorie de la même couleur les étiquettes qui sont égales.

4 10+10 6 5+5 3+3 16

1+1 2+2 12 8 7+7

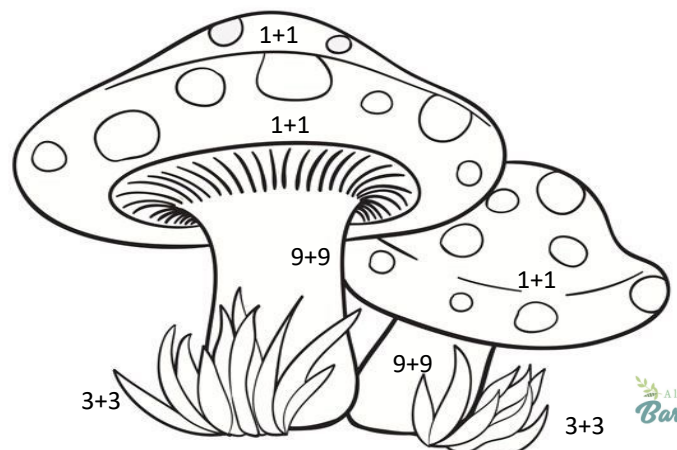
18 2 8+8 10

6+6 9+9 14 4+4 20

Exercice 2 : Relie.

- Le double de 4 est ●
- Le double de 6 est ●
- Le double de 2 est ●
- Le double de 8 est ●
- Le double de 10 est ●
- Le double de 7 est ●
- Le double de 5 est ●

- 16
- 12
- 4
- 14
- 10
- 8
- 20



Les doubles et les moitiés

Exercice 3: Colorie les nombres qui sont des doubles.

4	5	3	7	10	14	9	18	20	2
---	---	---	---	----	----	---	----	----	---

Que remarques-tu ?

.....
.....

Exercice 4: Ecris la table des doubles jusqu'à 10.

$1 + 1 = \dots\dots\dots$

.....
.....
.....
.....

.....
.....
.....
.....

Exercice 5 : Relie .

La moitié de 4 est ●

La moitié de 10 est ●

La moitié de 8 est ●

La moitié de 20 est ●

La moitié de 16 est ●

La moitié de 18 est ●

La moitié de 12 est ●

●	8
●	10
●	4
●	5
●	2
●	9
●	6

Les doubles et les moitiés

Exercice 6: Colorie de la même couleur les étiquettes qui sont égales.

4 La moitié de 6 6 La moitié de 12 1

La moitié de 4 La moitié de 18 7 3 8 La moitié de 8

9 2 La moitié de 2 La moitié de 10 10

La moitié de 14 La moitié de 20 5 La moitié de 16

Exercice 7 : Complète

	Son double	Sa moitié
4		
10		
8		
6		
2		

Exercice 8 : Complète .

$6 + 6 = \underline{\quad}$ $\underline{\quad} + \underline{\quad} = 8$ $\underline{\quad} + \underline{\quad} = 12$
 $3 + 3 = \underline{\quad}$ $\underline{\quad} + \underline{\quad} = 16$ $\underline{\quad} + \underline{\quad} = 4$
 $8 + 8 = \underline{\quad}$ $\underline{\quad} + \underline{\quad} = 20$ $\underline{\quad} + \underline{\quad} = 14$
 $9 + 9 = \underline{\quad}$ $\underline{\quad} + \underline{\quad} = 18$ $\underline{\quad} + \underline{\quad} = 6$

Les doubles et les moitiés

Exercice 9: Complète

12 est le double de _____

18 est le double de _____

20 est le double de _____

8 est le double de _____

10 est le double de _____

6 est la moitié de _____

9 est la moitié de _____

10 est la moitié de _____

4 est la moitié de _____

5 est la moitié de _____

Exercice 10 : Résous le problème.

Diana a 6 bonbons. Son frère Milo en a le double . Combien de bonbons Milo a -t-il?

Opération : _____

Milo a _____ bonbons.

Exercice 11 : Résous le problème.



Lily a 10 voitures. Elle en donne la moitié à Mia. Combien de voitures a-t-elle donné?

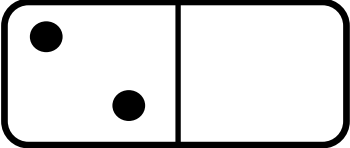
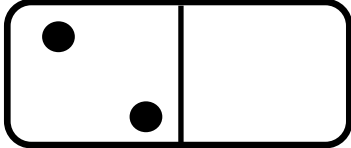
Opération : _____

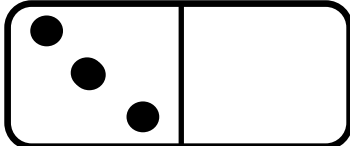
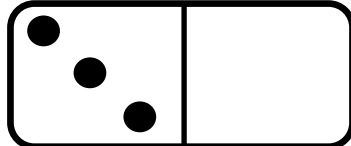
Lily a donné _____ voitures.

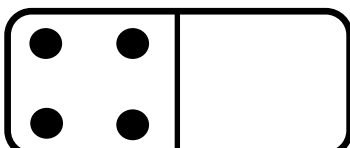
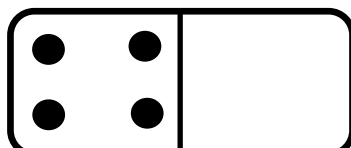
Les doubles

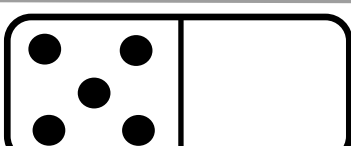
Le double de ...

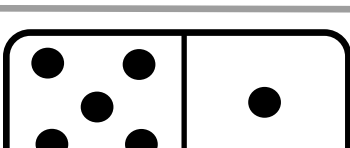
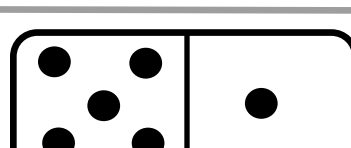
1  +  =

2  +  =

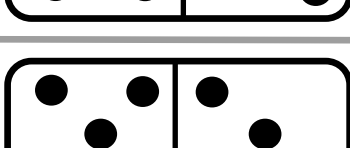
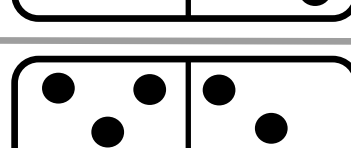
3  +  =

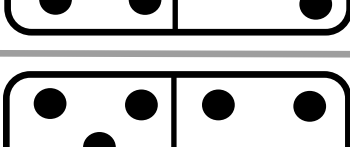
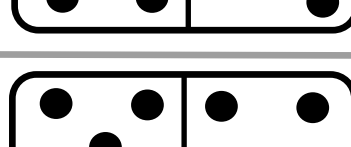
4  +  =

5  +  =

6  +  =












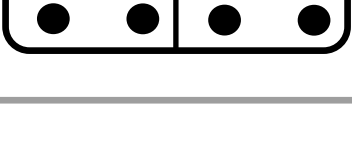
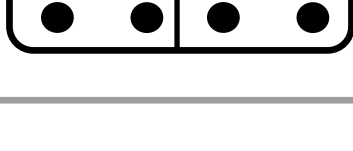
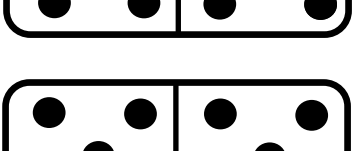

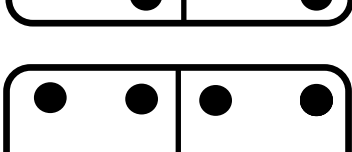


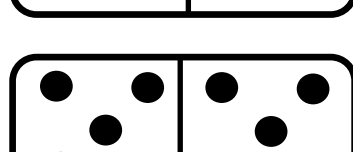
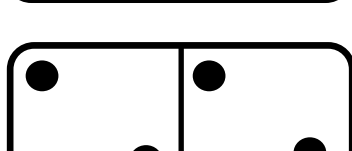

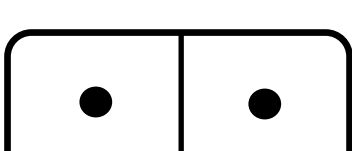
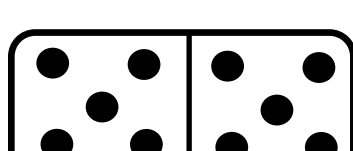

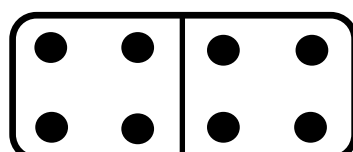
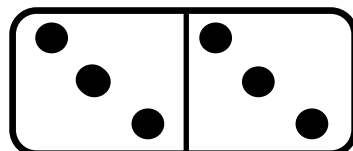
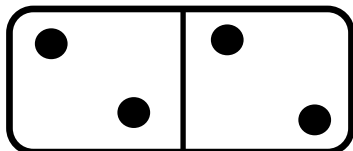
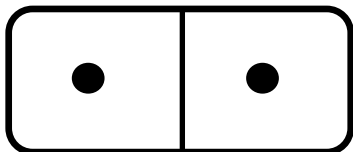
7  +  =

8  +  =

9  +  =

10  +  =

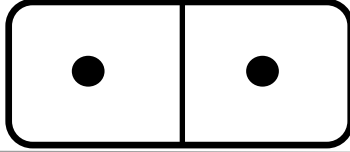
est ...



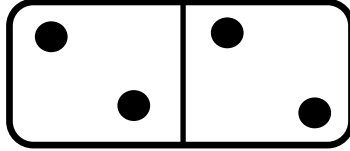
Les moitiés

La moitié de ...


2




4




6



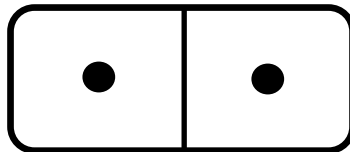

8



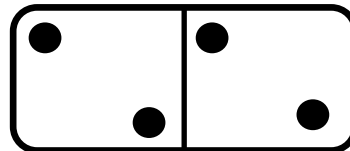

10



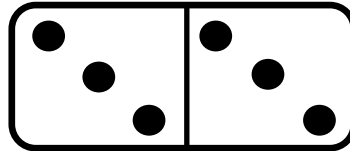

12





14



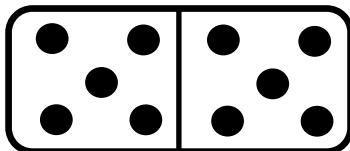
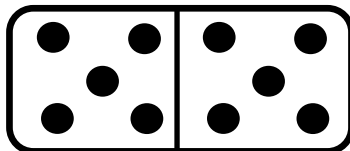
16



18











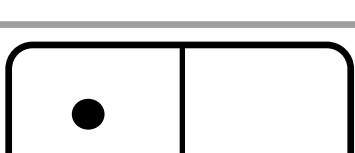
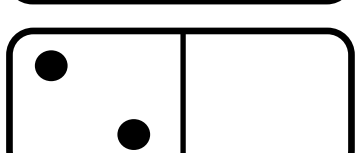
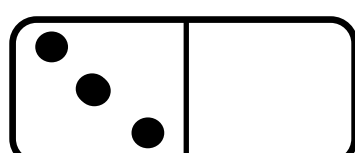
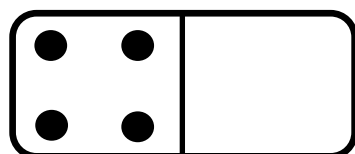
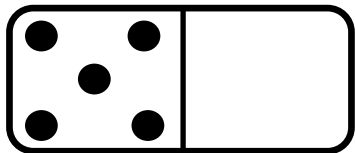
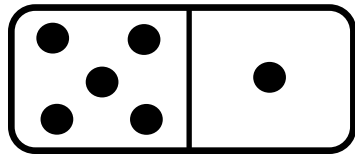
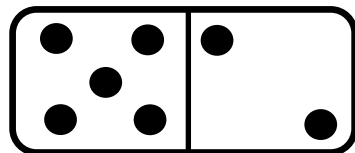
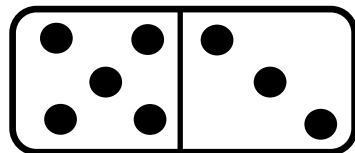




20



est

...



Les doubles

Le double de ...

1	+	1	=
2	+	2	=
3	+	3	=
4	+	4	=
5	+	5	=
6	+	6	=
7	+	7	=
8	+	8	=
9	+	9	=
10	+	10	=

Les doubles






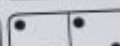






Le double de ...

1	+	1	=
2	+	2	=
3	+	3	=
4	+	4	=
5	+	5	=
6	+	6	=
7	+	7	=
8	+	8	=
9	+	9	=
10	+	10	=

10

Les doubles

est ...

		2
		4
		6
		8
		10
		12
		14
		16
		18
		20